

**GOD HAS BIG
PLANS FOR YOU,
ESTHER**

**KAY ARTHUR
JANNA ARNDT**



HARVEST HOUSE PUBLISHERS

EUGENE, OREGON

All Scripture quotations in this book are taken from the New American Standard Bible®, © 1960, 1962, 1963, 1968, 1971, 1972, 1973, 1975, 1977, 1995 by The Lockman Foundation. Used by permission. (www.Lockman.org)

Illustrations © 2011 by Steve Bjorkman

Cover by Left Coast Design, Portland, Oregon

DISCOVER 4 YOURSELF is a registered trademark of The Hawkins Children's LLC. Harvest House Publishers, Inc., is the exclusive licensee of the federally registered trademark DISCOVER 4 YOURSELF.

GOD HAS BIG PLANS FOR YOU, ESTHER

Copyright © 2011 by Precept Ministries International

Published by Harvest House Publishers

Eugene, Oregon 97402

www.harvesthousepublishers.com

ISBN 978-0-7369-2596-9 (Softcover)

ISBN 978-0-7369-4127-3 (eBook)

All rights reserved. No part of this publication may be reproduced, stored in a retrieval system, or transmitted in any form or by any means—electronic, mechanical, digital, photocopy, recording, or any other—except for brief quotations in printed reviews, without the prior permission of the publisher.

Printed in the United States of America

11 12 13 14 15 16 17 18 / ML-NI / 10 9 8 7 6 5 4 3 2 1

CONTENTS

Discovering God's Plan— A Bible Study You Can Do!

1. A Royal Banquet	9
2. A New Queen	34
3. An Evil Decree	58
4. A Courageous Queen	89
5. Mordecai's Decree	120
Puzzle Answers	153
Observation Worksheets	160




DISCOVERING GOD'S PLAN—

A BIBLE STUDY YOU CAN DO!

Hey, guys! Guess what? Molly, Sam (the great face-licking detective beagle), and I are headed to Washington, D.C., to visit our Uncle Matt and meet the president of the United States of America. By the way, my name is Max. Can you believe we are going to meet the president? Not only will we meet the president and learn about the United States government while we tour the nation's capital, but we'll also study the life of a young lady in the Bible whom God used to change the course of her nation. Her story is found in the book of Esther, a fascinating historical book in the Bible that shows us what happened to God's chosen people during the time of the Medes and the Persians.

As we arrive in Washington, D.C., we're going to study the most important book in history—the Bible—to find out WHO the main characters are in Esther. WHY did God put these people in the palace at this time in history? WHAT is happening? WHAT plot is uncovered? WHO will live? WHO will die? WHAT is God's purpose and plan?

You'll get the answers to all these questions by going straight to God's Word, the Bible, the source of all truth, and asking God's Spirit to lead and guide you.



You also have this book, which is an inductive Bible study. *Inductive* means you go straight to the Bible *yourself* to investigate what the book of Esther shows you about a young orphan girl God puts in a palace to bring about His plan for His people and an entire nation. In inductive Bible study you discover for yourself what the Bible says and means.

Aren't you excited? Grab your Bible and get ready for an *incredible* adventure as you discover God's perfect plan to rescue and restore His people!

THINGS YOU'LL NEED

NEW AMERICAN STANDARD BIBLE
(UPDATED EDITION)–
PREFERABLY THE NEW INDUCTIVE
STUDY BIBLE (HAVE YOU
GOTTEN YOURS YET?)

PEN OR PENCIL

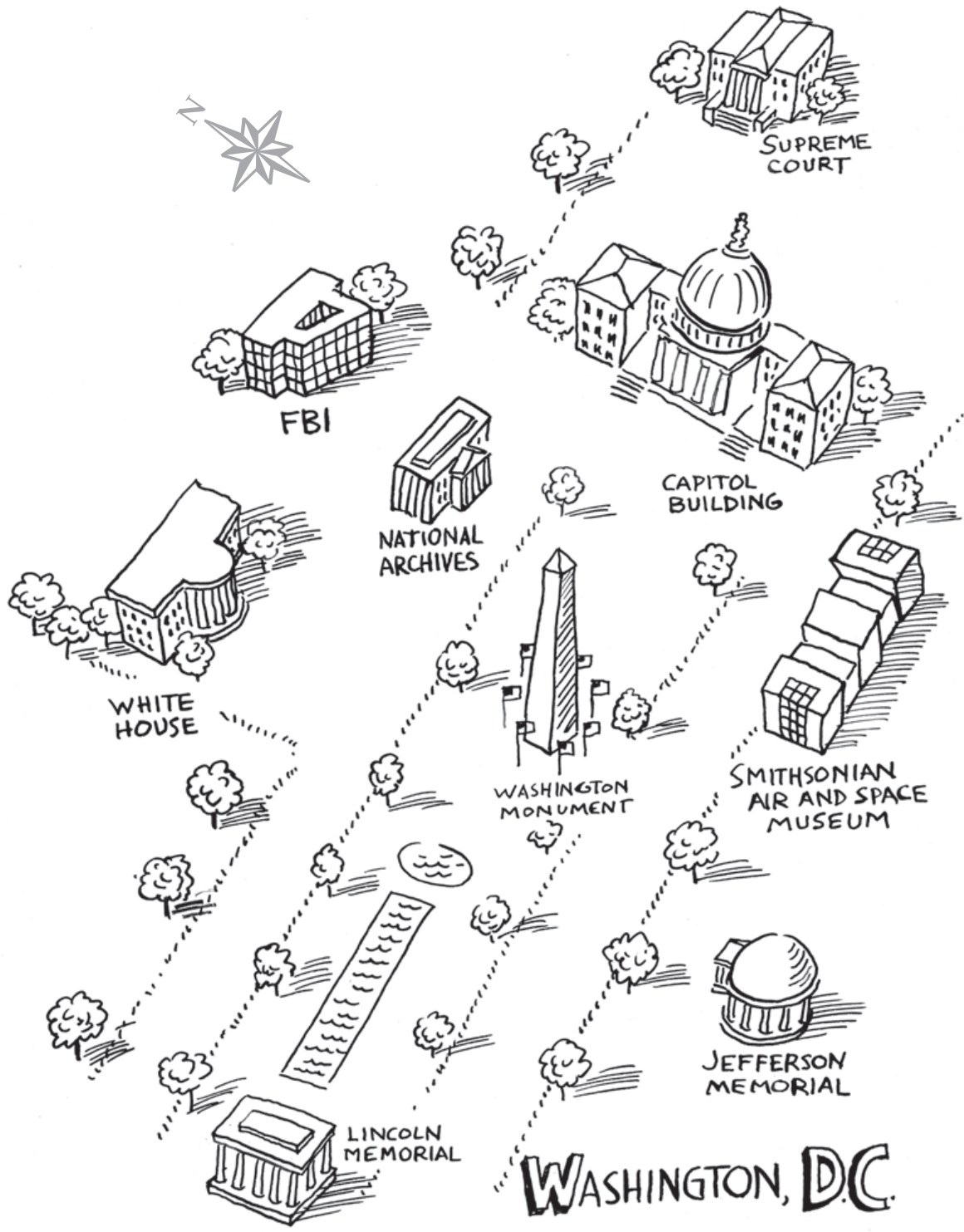
COLORED PENCILS

INDEX CARDS

A DICTIONARY

THIS WORKBOOK





1



ESTHER 1

“We are so glad you’re here! Molly and I are excited to have you with us on our new adventure in Washington, D.C., with our Uncle Matt. Do you remember Uncle Matt from our special mission in the Discover 4 Yourself Bible study *God, What’s Your Name?* Uncle Matt is a secret agent for the CIA, but this time his mission is to show us around our nation’s capital as we study the book of Esther to see how God uses His people to change the course of a nation.

“This is going to be so cool! Uncle Matt has also gotten us a very special invitation to meet the president of the United States so we can get a firsthand glimpse at being the leader of a nation.

“Are you ready to get started on this awesome adventure? Then grab the most important book in history—the Bible—and let’s find out WHO the main characters are in Esther as we make our first stop in D.C.”



RESEARCH

“Hi, kids!” Uncle Matt hugged Max and Molly as Sam watched for the perfect moment to jump up and give Uncle Matt a good face-licking. “Uh, you got me, Sam! I should have known better than to take my eyes off you even for a moment.”

“Hey, he’s a better secret agent than you!” Max teased, as Molly and Uncle Matt laughed and Sam wagged his tail.

“We’re here,” Uncle Matt announced as he led the kids into the National Archives building. “The National Archives is the nation’s record keeper. It is where the United States keeps all the documents and materials that record important events in American history. This is also where copies of the Charters of Freedom are kept.”

“What are the Charters of Freedom, Uncle Matt?” Molly asked.

“The Charters of Freedom are three very important documents in American history concerning the founding of our country,” Uncle Matt replied.

“Oh, I bet I know what those three documents are,” Max said, jumping into the conversation. “The Declaration of Independence, the Constitution, and the Bill of Rights.”

“You’re right, Max,” Uncle Matt answered. “Before we head into the rotunda to get a close-up look at these important documents, let’s go into the research room to start our investigation of Esther. Now that we’re here, WHAT is the first thing we need to do before we get started?”

“Pray!” Max and Molly said at the same time. Sam barked in agreement.

“That’s right!” Uncle Matt smiled at their answer. “Bible study should always begin with prayer. We need to ask God to help us understand what the Bible says and to direct us by His Holy Spirit so we can make sure we understand His Word and handle it accurately. Let’s talk to God.”

All right! Now that we have prayed, let's get to work on our research. Did you know that Esther is a historical book in the Bible? Since you study history in school, you know that history is about people and events in the past.

Today we need to find the historical setting and the main characters in the book of Esther by using Observation Worksheets. Observation Worksheets have the Bible text printed out for us so we can study the book of Esther.

To discover the setting and characters of Esther, we need to ask the 5 W's and an H. What are the 5 W's and an H? They are the WHO, WHAT, WHERE, WHEN, WHY, and HOW questions.

1. Since this book is a historical book, asking WHO is very important. Asking WHO helps you find out:

WHO are the main characters?



WHO is involved?

WHO said this or did that?

2. WHAT helps you understand:

WHAT are the main events taking place?

WHAT is God telling you?

3. WHEN tells us about time. We mark it with a green clock  or a green circle like this: . WHEN tells us:

WHEN did this event happen or WHEN is it going to happen?

WHEN is so very important in history. It helps us follow the order of events.

4. In any historical event, WHERE is very important. WHERE helps you learn:

WHERE did something happen?

WHERE did the people go?

WHERE was something said?

When we discover a "WHERE," we double-underline the "WHERE" in green.

5. Looking at history, WHY asks questions like:

WHY did this event happen?

WHY did the people say that?

WHY did they go there?

6. HOW lets you figure out things like:



HOW did something happen?

HOW did the people react to what happened?

Now that you know what the 5W's and an H are, turn to page 160. Read Esther 1:1-9 on your Observation Worksheet. Then ask those 5 W's and an H questions.

Esther 1:1 WHEN does Esther take place?

In the days of _____.

Draw a green clock  or a green circle  over this time phrase in Esther 1:1 on page 160.

Esther 1:1-9 WHO are the main characters?

King _____ and Queen _____

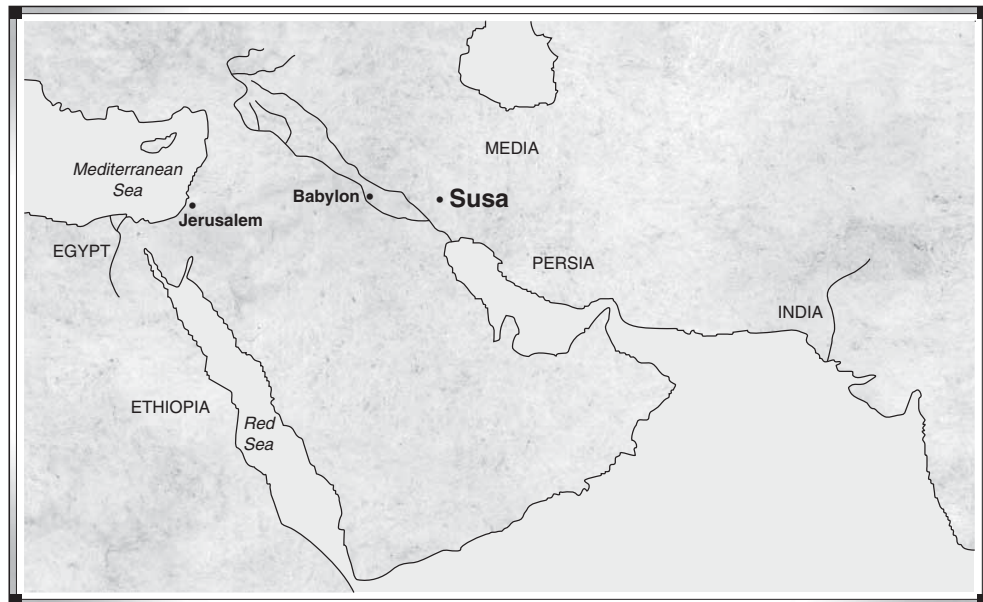
Esther 1:1 WHERE did Ahasuerus rule?

From _____ to _____ over
_____ provinces

Esther 1:2 WHERE was Ahasuerus's royal throne?



At the _____ in _____

Double-underline the WHERE in Esther 1:1-2 in green on page 160. Then look at the following map and double-underline the location of Ahasuerus's royal throne.



Esther 1:3 WHEN in Ahasuerus's reign is this happening?

In the _____ year of his reign

Draw a green clock  or a green circle  over this time phrase on page 160.

Esther 1:3 WHAT kingdom is ruling at this time in history?

The kingdom of P _ _ _ _ a and M _ _ _ _ a

Great work! You have done some awesome research! You just discovered the setting for the book of Esther. You went straight to God's Word, the Book of truth, and saw that Esther takes place during the kingdom of the Medes and the Persians. You also saw that it is the third year of the reign of a king named Ahasuerus, and that he has a wife named Queen Vashti. Tomorrow, as you

