



PRECEPT
UPON
PRECEPT®

English Standard Version

Joshua

CONQUERING
YOUR ENEMIES

PRECEPT UPON PRECEPT®

English Standard Version

JOSHUA
CONQUERING YOUR ENEMIES

© 2013 Precept Ministries International. All rights reserved.

This material is published by and is the sole property of Precept Ministries International of Chattanooga, Tennessee. No part of this publication may be reproduced, translated, or transmitted in any form or by any means, electronic or mechanical, including photocopying, recording, or any information storage and retrieval system, without permission in writing from the publisher.

Scripture take from *ESV Bible (The Holy Bible, English Standard Version®)*.
Copyright © 2001 by Crossway, a publishing ministry of Good News Publishers.
Used by permission. All rights reserved.

Precept, Precept Ministries International, Precept Ministries International
The Inductive Bible Study People, the Plumb Bob design, Precept Upon Precept,
and In & Out are trademarks of Precept Ministries International.

1st edition

Printed in the United States of America



PAGE	LESSONS
1	LESSON ONE: Chapter 1
15	LESSON TWO: Chapters 2-5
25	LESSON THREE: Chapters -6-8
35	LESSON FOUR: Chapters 9-12
45	LESSON FIVE: Chapters 13-17
55	LESSON SIX: Chapters 18-21
65	LESSON SEVEN: Chapters 22-24

APPENDIX

79	Observations Worksheets
159	Joshua at a Glance
161	Maps



HELPFUL STUDY TOOLS

ARTHUR, KAY; ARTHUR, DAVID; DE LACY, PETE

The New How to Study Your Bible

Eugene, Oregon: Harvest House Publishers, 2010

The New Inductive Study Bible

Eugene, Oregon: Harvest House Publishers, 2013

Hebrew Word Study Tools

(The following is a list of helpful Hebrew Word Study Tools:)

HARRIS, R. LAIRD; ARCHER, GLEASON L., JR., WALTKE, BRUCE K.

Theological Wordbook of the Old Testament

Chicago, Illinois: Moody Press, 1980.

VINE, W. W., UNGER, MERRILL F.; AND WHITE, WILLIAM, JR.

Vine's Complete Expository Dictionary of Old and New Testament Words

Nashville, Tennessee: Thomas Nelson Publishers, 1985.

RICHARDS, LAWRENCE O.

Expository Dictionary of Bible Words

Grand Rapids, Michigan: Zondervan Publishing House, 1985

Commentaries on Joshua

RECOMMENDED COMMENTARIES

HOWARD, DAVID M., JR.

The New American Commentary: Joshua

Nashville, Tennessee: Broadman and Holman Publishers, 1998

GAEBELEIN, FRANK E., ED.

The Expositor's Bible Commentary, Volume 3

Grand Rapids, Michigan: Zondervan Publishing House, 1992

RECOMMENDED SOFTWARE

Logos Bible Software

Powerful search engines and up to 4,000 electronic Bible study resources (commentaries, lexicons, Bible dictionaries etc.) make it fast and easy to do simple and complex searches of multiple sources, then pull materials together for orderly presentation—excellent for word and topical studies based on English or original Hebrew and Greek. Available at www.logos.com.



LESSON ONE

Chapter One

THIS LESSON
INCORPORATES

The following, located in the Appendix:
Observation Worksheets of Joshua 1
“Joshua at a Glance” chart
Cross References
Word Studies

Where are men and women—young and old—who are strong and courageous? People not dismayed by the faces, the opinions, the opposition of others? Men and women who do not want to be dismayed—shaken by the storms and conflicts of life, but strong enough in character to stand for what God says is right and true? Men and women who know God, believe God and are going to get a grip on God and everything He has for them in this life so that in the life to come they will not hang their heads in shame?

Where are they?

We pray they are reading this right now. . . .

DAY ONE

Whenever you open the Bible, you find yourself face-to-face with truth. The Bible is not a book of man’s private interpretation. Men didn’t sit down and think, I’d like to write a book; rather, God sat them down and gave them His Words. Second Peter 1:20-21 makes it very clear that the books which comprise the Bible are not a product of human will, rather men were moved by the Spirit of God to write what they did. It’s really awesome isn’t it, when you think of it—you are about to study the very words of God!

In the light of that, the Bible is a book to be approached prayerfully, for you want to handle God’s Word accurately rather than, as Peter again says in his second epistle, distort it to your own destruction.

Which brings us to another reason that you need to study it for yourself—there are people who will twist, distort, pervert the Word of God and use it to manipulate others for their own ungodly purposes. Therefore, when you approach the Word of God to read or study it, it is always wise to ask the Author of the book to help you understand what He has said through those He ordained to record His words.



As we begin this study, we would like to pray for you—and with you.

Almighty God, we come to You today as our Elohim, our Creator. God, we know that Your Word tells us that You created us for Your pleasure and therefore we want to know what pleases You. We want to understand You and Your ways and live accordingly, live triumphantly.

Father, we pray for those who are about to begin this study. We thank You for the incredible faith-building work You will do as they discipline themselves because they want to know You better, understand Your ways, and discover what it takes to live their lives in a way that will bring Your blessing.

We know, Father, that their study of Your Word will not go unchallenged—a hundred distractions, the allurements of self-indulgence, and a multitude of rationalizations and excuses will seek to keep them from the discipline required in doing this study. We cry to You on their behalf that they will not give up, that they will finish this short seven-week course, that they will know the victory of perseverance. And, Father, may they remember that getting one assignment, one day's work done is better than not doing anything if they cannot complete the whole week's study for one reason or another.

O Holy Father, teach them what it is to be strong and courageous. Use this study to deepen their relationship with You and to give them a confidence in You that will never be shaken by the circumstances of life. Teach them how to lay hold of what You purposed for them individually when You created them.

We ask this in the name of the One who lives to make intercession for them, Your faithful Son, the Lord Jesus Christ. Amen.

1. The first thing we want to do as we begin our study is to read through the first chapter of this significant book. The first five books of the Bible, Genesis through Deuteronomy, often referred to as “The Law,” have brought us from Israel’s creation as a nation in Genesis, their sojourn and liberation from slavery in Egypt, their journey from Mount Sinai through the wilderness to the next major event in their history: taking possession of the land of Canaan under the leadership of Joshua.


When you finish reading Joshua 1, summarize as briefly as possible what is happening in this chapter. Note the main character(s) in this chapter and list point by point what is transpiring in this historical account.



You are going to learn so many practical things about your relationship with God through this study. The anticipation of what God is going to teach you is so exciting for us. We know what is coming if you will be faithful and stay with our course for the next seven weeks.

2. Now read Joshua 1 again and watch for any repeated words or phrases (apart from the names of the people) used in this chapter. When you see them, simply write them below.

3. Using your Observation Worksheets located in the Appendix, work through Joshua 1 observing the text and marking the following, each in its own distinctive way:
 - a. any key repeated words or phrases. A key word is an important word that is repeated for emphasis either in the chapter or throughout a segment of the book, or the entire book. When you mark key words, also mark any synonyms or pronouns that go with that key word.

When you mark key words or phrases, it is always good to color-code the words that are repeated the most rather than simply using a lot of symbols. It doesn't disturb the text as much and makes it easier to identify where that word is used. Use one color or a combination of colors. Or if you want to distinguish the phrase or the word so that it stands out more, then use a simple diagram such as a cloud like this  and then color it.

Color-coding is an individual thing, as often certain colors represent certain things to an individual. For example, for some of us, yellow is the color we use for God because God is light; however others will use purple because it is a royal color. Just remember there is no wrong or right in marking words— simply use what is best for you.



DAY
TWO
AND
DAY
THREE

1. Let's go back to the Observation Worksheet that you marked yesterday on chapter 1. If you did not mark the following words, then do so today:
 - a. *strong* and *courageous*
 - b. *the land* (Mark it if it is a reference to the land that God has given to the children of Israel. You will want to mark this phrase throughout the book of Joshua.)
 - c. *possess* or *possession* when it refers to the children of Israel possessing the land given them by God.
 - d. *the Lord commanded* or any phrase that says in essence the same thing. This will become an important key phrase you should mark throughout Joshua.

You might make a bookmark with a list of key words that you want to mark throughout Joshua, color-code them, and then mark them in your Bible.

Some of us, when doing a Precept course, simply make our Bible our Observation Worksheet. However, we are very discriminating about what we record in the margins of our Bible.

We cannot recommend enough the NISB—The New Inductive Study Bible with its wide margins and numerous helps for studying the Bible inductively. It's a classic and you will probably find you want to get it in leather. It will be your legacy to your loved ones.

2. In the Appendix you will find a chart: "Joshua at a Glance." Record the main theme, the primary subject that is covered in Joshua chapter 1.
3. List below or in the margin of your Observation Worksheet everything you learned from marking *Joshua* in chapter 1. As you do this, don't miss observing what it will take for Joshua to be strong and courageous.



4. Since Joshua is the main character in this book, we need to have some biblical background on this man. How did Joshua come to this significant role in the kingdom of God? What prepared him for leadership?

Look up the following Scriptures and do a character study on the man. If you have never done a character study, you will find some helpful suggestions in the chapter “Character Studies” in *The New How to Study Your Bible*.

As you read these passages in your Bible, it would be advantageous to mark every reference to *the land* as it refers to the land given by God to the children of Israel (Abraham, Isaac, and Jacob) **as we will also do a study of the land this week**. In fact, record what you learn from the text about the land on a separate piece of paper.

All of this—studying Joshua and the land—is fundamental to understanding the great significance of the book of Joshua, and the picture it gives us as children of God possessing our possessions. Record what you learn about Joshua on paper or print it from your computer and then include it with this workbook.

Exodus	Numbers	Deuteronomy
17:8-16	11:28	1:34-39
24:12-13	13:1-16, 25–14:12	3:18-29
	14:26-38	31:1-8, 14-23
	27:15-23	34:5-9
	32:11-13	
	34:16-17	

5. What are the key observations you made with respect to Joshua’s life which you can apply to your own? List them below.



There were a lot of scriptures, weren't there! Yet just think of all you learned about Joshua. And there is even more to come in the study of the book of Joshua. When you finish Joshua you will have a thorough knowledge of a man greatly used of God. What lessons for life you are going to learn from this hero of the faith, truths and precepts of life you can emulate and, like Joshua, become an example among others in thought, word, deed, and purity!

How the world needs to see exemplary followers of Jesus Christ—strong, courageous, and not dismayed by those who hate and deny Jesus Christ and the holiness of God.

May we commend you for your discipline. Just be mindful, Beloved, that your study will probably not go unchallenged. The enemy of your soul realizes that the more you know of God's Word and the more you order your life accordingly, the greater threat you are to his kingdom and his work on this earth.

DAY
FOUR
AND
DAY
FIVE

Our study these last two days will focus on the land. If you are really going to appreciate the book of Joshua, understanding what God had to say with respect to the land is crucial.

There is much controversy in our times among the nations of the world as to Israel's right to the land versus the rights of the Palestinians. The problem is that many deal with it as a political issue rather than a biblical one—which makes it one country's or person's opinion versus another's. Thus the whole issue turns into one of money, oil, power, or prejudice.

Since the earth is the Lord's and the fullness thereof, and since God appointed our boundaries as the Scriptures say (Psalm 24:1; Acts 17:26), then the answer to whom the former land of Canaan belongs should be found in the Bible. And when we discover what God's Word says, then we should honor God accordingly lest we are found fighting against God. Only the ignorant and fools do that!

Let's see what God says about this land. It is not only important to our understanding of Joshua, but there's much that is applicable to our personal lives. While the scriptures we consult will not be all-inclusive since we will look only at the books that precede Joshua, what you observe will provide you with the essence of what God has to say. As you look up these passages, remember that when God makes a covenant, He never breaks that covenant.




1. Read Joshua 1. Note every reference to the land and list what you observe about the land from these verses.

2. To appreciate what God is saying in Joshua with respect to the land, you need to have a basic understanding of what God said in the Torah, the first five books of the Bible, about the land.

As you look up the scriptures that follow, record your observations on the chart at the end of this lesson entitled “The Land.” See if the text gives you any information regarding:

- a. the boundaries and those inhabiting the land before Israel. If these are mentioned, consult the map at the end of this lesson to see where these are.
- b. who is to possess the land and for how long. Watch for references to descendants.
- c. any conditions with respect to possessing or living in the land
- d. why the former occupants are being evicted and judged
- e. God’s role in the occupation of the land

As you look up these verses, you will find it beneficial to mark every reference to “the land” in a distinctive way. Also you might mark references to time with a clock like this: 



Genesis 12:1-7

Genesis 13:12-18

Genesis 15:7-21

Genesis 17:1-8

Genesis 26:1-5

Genesis 28:1-4, 13-16

Exodus 6:1, 8

Exodus 23:20-33

Leviticus 18:1-3, 24-30—Leviticus 18 gives instructions to Israel of what behaviors would be unacceptable in the land. Does verse 27 give you insight as to why the former inhabitants are being evicted/judged?

Leviticus 20:22-24

Leviticus 25:1-23

Leviticus 26:1-9

Numbers 33:40, 50-56

Numbers 34:1-15—You will find a map at the end of this lesson. The location of some of the cities mentioned in the text is not known; however, we have included those of which archaeologists are fairly certain. If you will connect the dots, so to speak, it will give you an idea of the boundaries of the land of Israel's possession.

Deuteronomy 7:1-6, 16-26

Deuteronomy 11:8-32

Deuteronomy 32:8-9

Deuteronomy 34:1-4

Are you hanging thou in there? Please do—it is worth it, and it so honors God when you show Him the priority you give to His Word above all the world has to say and wants to fill your mind with. You will never regret the discipline. In fact when you see God face-to-face, you won't have to hang your head in shame. Persevere; there is reward for your labor.

3. Let's take several minutes and go back to God's command to Joshua to be strong and courageous. We want to look at a few quick points.
 - a. About what is Joshua to be strong and courageous?



d. Ephesians 6:10-11

e. 1 Corinthians 16:13

5. Well, faithful one, you are finished and you are to be commended. But before you put down your pen,
- a. think of what you learned about God this week. You might want to jot it below.

b. do you see how the knowledge you gained this week can be applied to today? To your life personally? Any precepts—standards—which you need to incorporate into your life? Romans 15:4 assures us that what is written for us in the Old Testament is for our instruction, that these Old Testament Scriptures bring us perseverance and encouragement and with that hope.

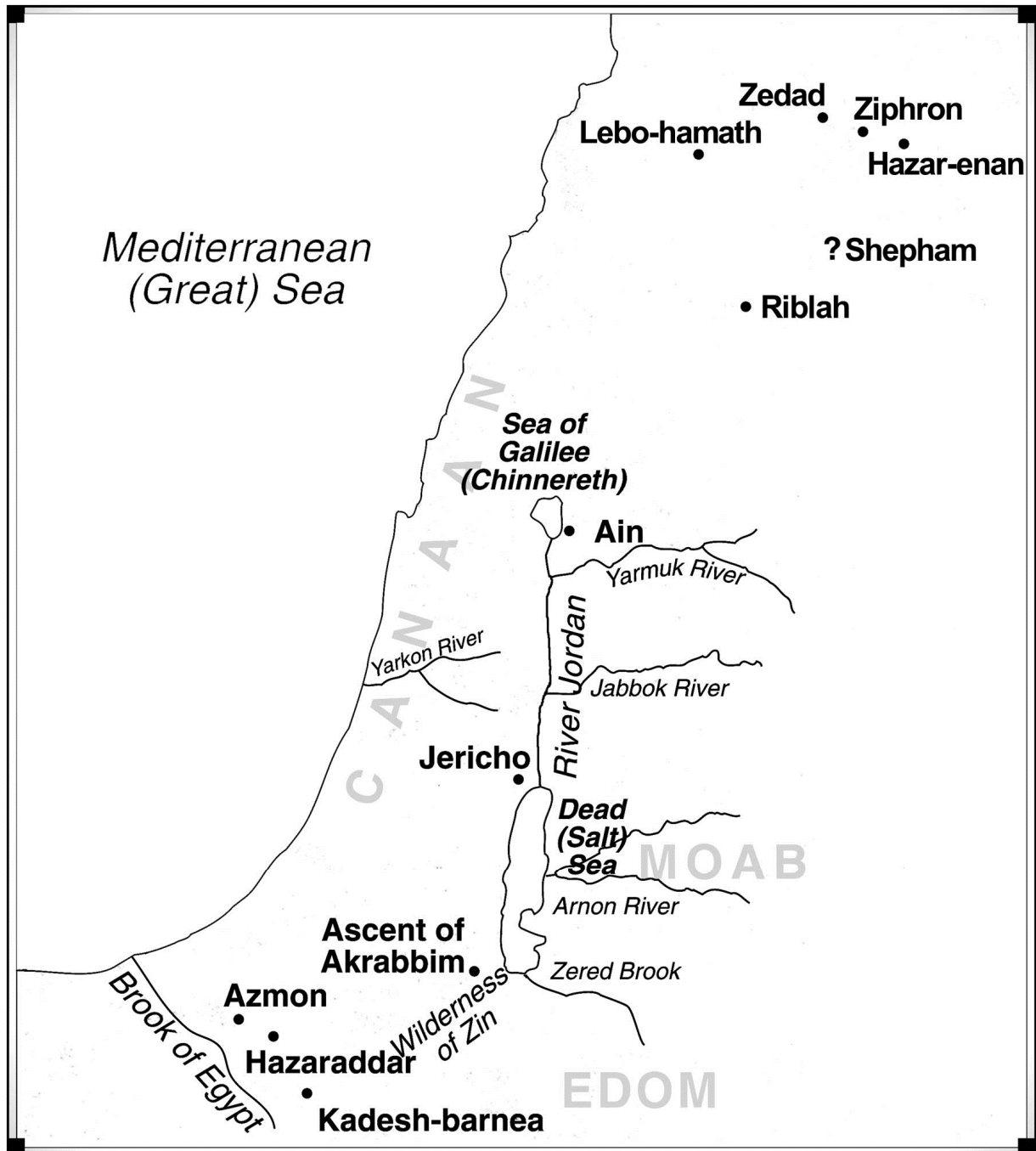


THE LAND

Boundaries/Current Inhabitants	Who is to possess it? For how long?
	God's part in the occupation of the land
Conditions for possessing	Why former inhabitants evicted/judged



BORDERS OF THE LAND







JOSHUA 1

Observation Worksheet

Chapter Theme _____

- AFTER** the death of Moses the servant of the LORD, the LORD said to Joshua the son of Nun, Moses' assistant,
- 2 "Moses my servant is dead. Now therefore arise, go over this Jordan, you and all this people, into the land that I am giving to them, to the people of Israel.
 - 3 "Every place that the sole of your foot will tread upon I have given to you, just as I promised to Moses.
 - 4 "From the wilderness and this Lebanon as far as the great river, the river Euphrates, all the land of the Hittites to the Great Sea toward the going down of the sun shall be your territory.
 - 5 "No man shall be able to stand before you all the days of your life. Just as I was with Moses, so I will be with you. I will not leave you or forsake you.
 - 6 "Be strong and courageous, for you shall cause this people to inherit the land that I swore to their fathers to give them.
 - 7 "Only be strong and very courageous, being careful to do according to all the law that Moses my servant commanded you. Do not turn from it to the right hand or to the left, that you may have good success wherever you go.
 - 8 "This Book of the Law shall not depart from your mouth, but you shall meditate on it day and night, so that you may be careful to do according to all that is written in it. For then you will make your way prosperous, and then you will have good success.
 - 9 "Have I not commanded you? Be strong and courageous. Do not be frightened, and do not be dismayed, for the LORD your God is with you wherever you go."



- 10** And Joshua commanded the officers of the people,
- 11** “Pass through the midst of the camp and command the people, ‘Prepare your provisions, for within three days you are to pass over this Jordan to go in to take possession of the land that the LORD your God is giving you to possess.’ ”
- 12** And to the Reubenites, the Gadites, and the half-tribe of Manasseh Joshua said,
- 13** “Remember the word that Moses the servant of the LORD commanded you, saying, ‘The LORD your God is providing you a place of rest and will give you this land.’ ”
- 14** “Your wives, your little ones, and your livestock shall remain in the land that Moses gave you beyond the Jordan, but all the men of valor among you shall pass over armed before your brothers and shall help them,
- 15** until the LORD gives rest to your brothers as he has to you, and they also take possession of the land that the LORD your God is giving them. Then you shall return to the land of your possession and shall possess it, the land that Moses the servant of the LORD gave you beyond the Jordan toward the sunrise.”
- 16** And they answered Joshua, “All that you have commanded us we will do, and wherever you send us we will go.
- 17** “Just as we obeyed Moses in all things, so we will obey you. Only may the LORD your God be with you, as he was with Moses!
- 18** “Whoever rebels against your commandment and disobeys your words, whatever you command him, shall be put to death. Only be strong and courageous.”



JOSHUA AT A GLANCE

Book Theme

Segment Divisions			Chapter Themes
		1	
		2	
		3	
		4	
		5	
		6	
		7	
		8	
		9	
		10	
		11	
		12	



Segment Divisions			Chapter Themes
			13
			14
			15
			16
			17
			18
			19
			20
			21
			22
			23
			24